
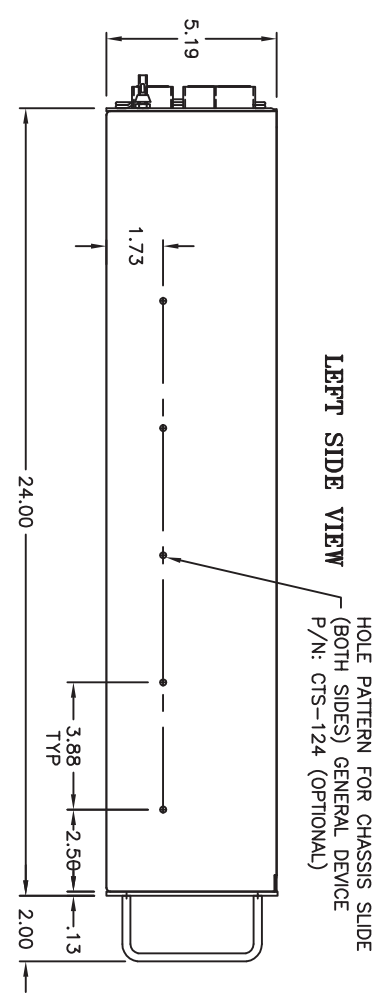


REVISIONS			
LTR	DESCRIPTION	BY	DATE
A	ADDED MODEL NO. AND UPDATED NOTE 3	RL	02/04/10



TOP VIEW

LEFT SIDE VIEW  
(BOTH SIDES) GENERAL DEVICE  
P/N: CTS-124 (OPTIONAL)

CONNECTORS PIN DESIGNATION

J1 AC INPUT

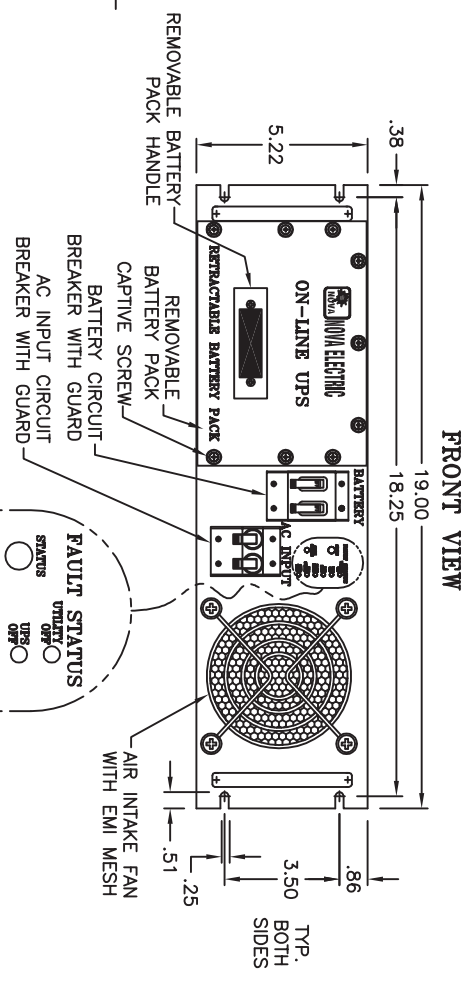
PIN	DESCRIPTION
A	LINE
B	NEUTRAL
C	GND

J2 AC OUTPUT

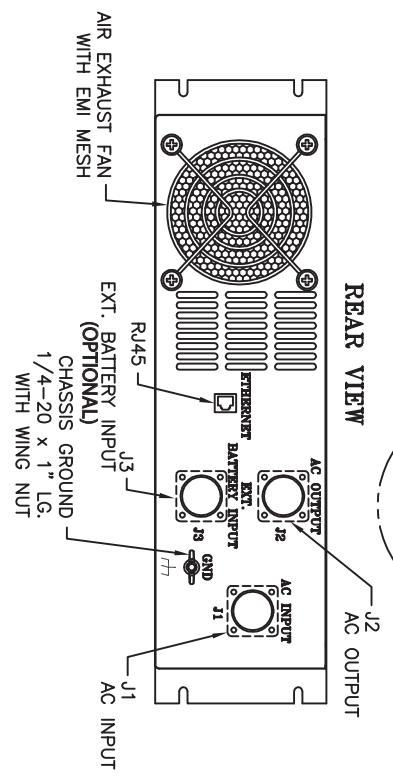
PIN	DESCRIPTION
A	LINE
B	NEUTRAL
C	GND

J3 EXT. BATTERY INPUT

PIN	DESCRIPTION
A	GND
B	DC +
C	SPARE
D	DC -



FRONT VIEW



REAR VIEW

- NOTES:
1. ALL DIMENSIONS ARE IN INCHES.
  2. EXTERIOR COLOR ANSI #61 GRAY SEMI-GLOSS. (FRONT PANEL ONLY). OTHER SURFACES YELLOW IRRIDITE.

UNLESS OTHERWISE SPECIFIED, DIMENSIONS ARE IN INCHES. TOLERANCES: DECIMALS ANGLES .XX ± .02 .50°

THIS DRAWING CONTAINS PROPRIETARY INFORMATION AND MAY NOT BE REPRODUCED WITHOUT THE PERMISSION OF NOVA ELECTRIC.

NOVA ELECTRIC  
A DIV. OF TECHNOLOGIC DYNAMICS INC.  
100 SCHOOL STREET  
BERGENFIELD, N.J. 07621-2915

TITLE: OUTLINE DRAWING  
GRSLPFC11 - SERIES 3U ON-LINE UPS

DATE: 02/03/10  
DRAWN: RL  
CHECKED: B.T.  
DATE: 02/03/10  
APPROVED: ALL

FINISH: -  
SCALE: C  
SIZE: 9981018

DATE: 02/03/10  
SCALE: 1  
CASE: 29019  
SHEET: 1 OF 1

HTTP://WWW.NOVAELECTRIC.COM