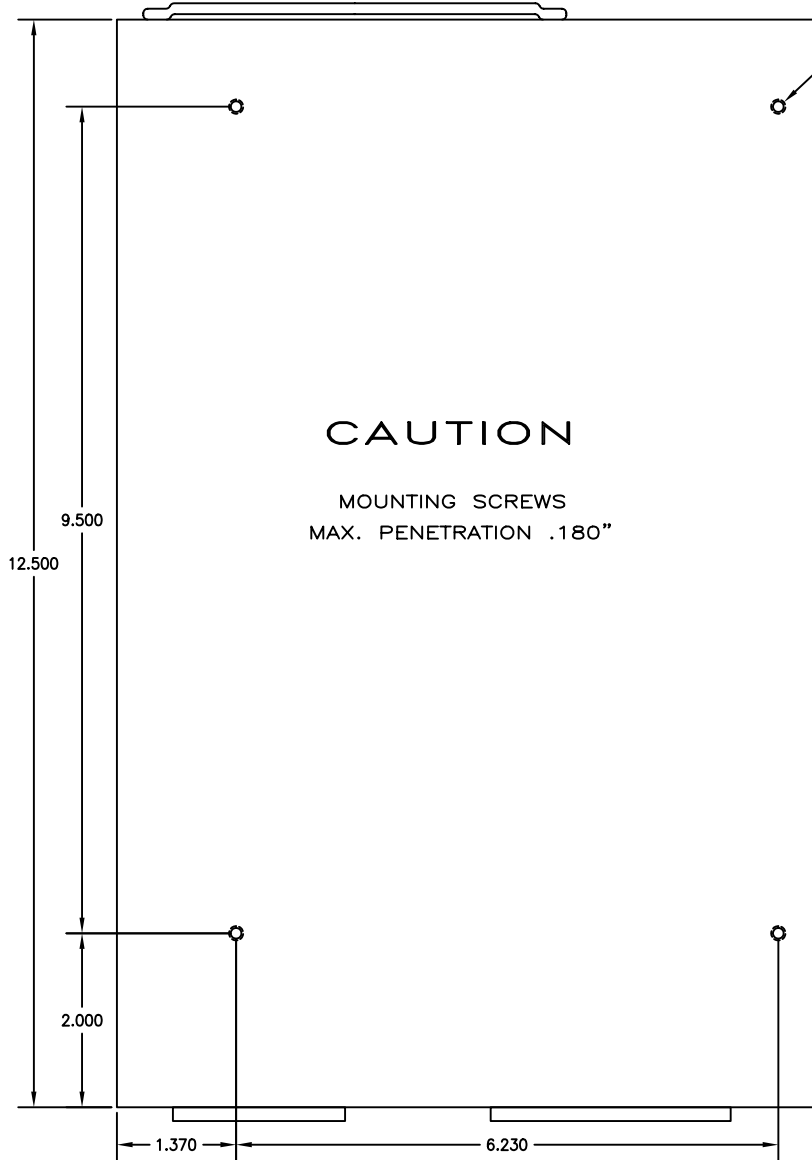


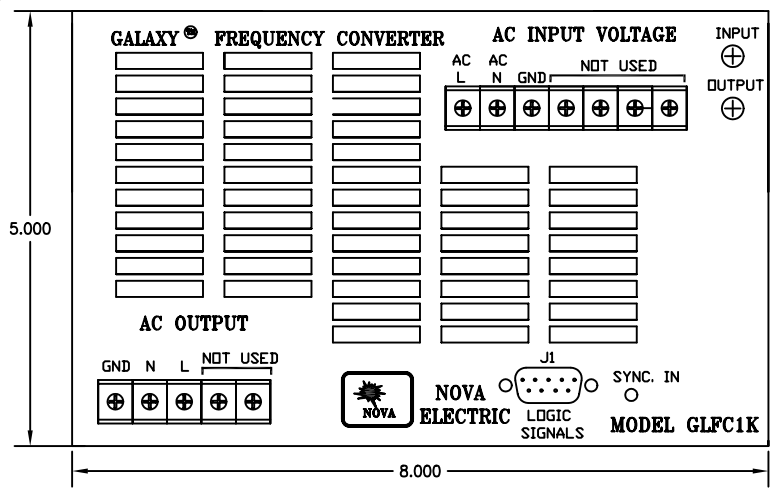
REVISIONS			
LTR	DESCRIPTION	DATE	APPROVED



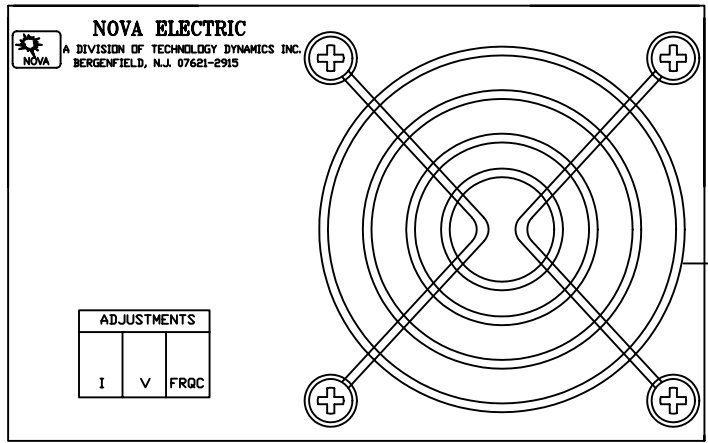
**CAUTION**  
MOUNTING SCREWS  
MAX. PENETRATION .180"

8-32 MOUNTING HOLES

**FRONT VIEW**



J1 LOGIC CONNECTOR D SUB CONNECTOR 9 PINS FEMALE	
PIN	FUNCTION
1	"INPUT GOOD" LED +
2	"INPUT RET" LED -
3	
4	
5	
6	
7	
8	"OUTPUT GOOD" LED +
9	"OUTPUT RET" LED -



**REAR VIEW**

**BOTTOM VIEW**

<small>UNLESS OTHERWISE SPECIFIED: DIMENSIONS ARE IN INCHES</small> <small>TOLERANCES:</small> FRACTIONS DECIMALS ANGLES - .XX = ± .02 ± 1 ° .XXX = ± .005		THIS DRAWING CONTAINS PROPRIETARY INFORMATION AND MAY NOT BE REPRODUCED WITHOUT THE PERMISSION OF NOVA ELECTRIC.		NOVA ELECTRIC 100 SCHOOL STREET BERGENFIELD, N.J. 07621-2915	
MATERIAL:	DATE	TITLE:		REV.	
	02/12/02	OUTLINE DRAWING		-	
FINISH:	DATE	SIZE	980843		
A.L.	02/12/02	C			
SCALE 1/1		CAGE: 29019	SHEET 2 OF 2		

GLFC1K

AIR FLOW OUT.