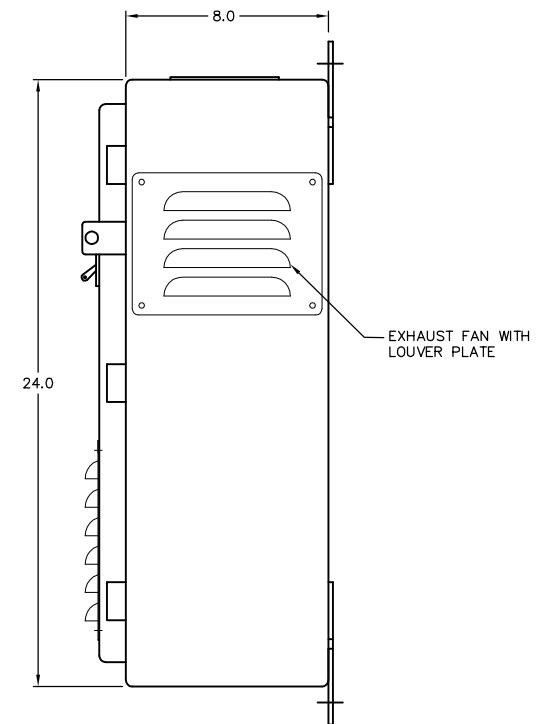
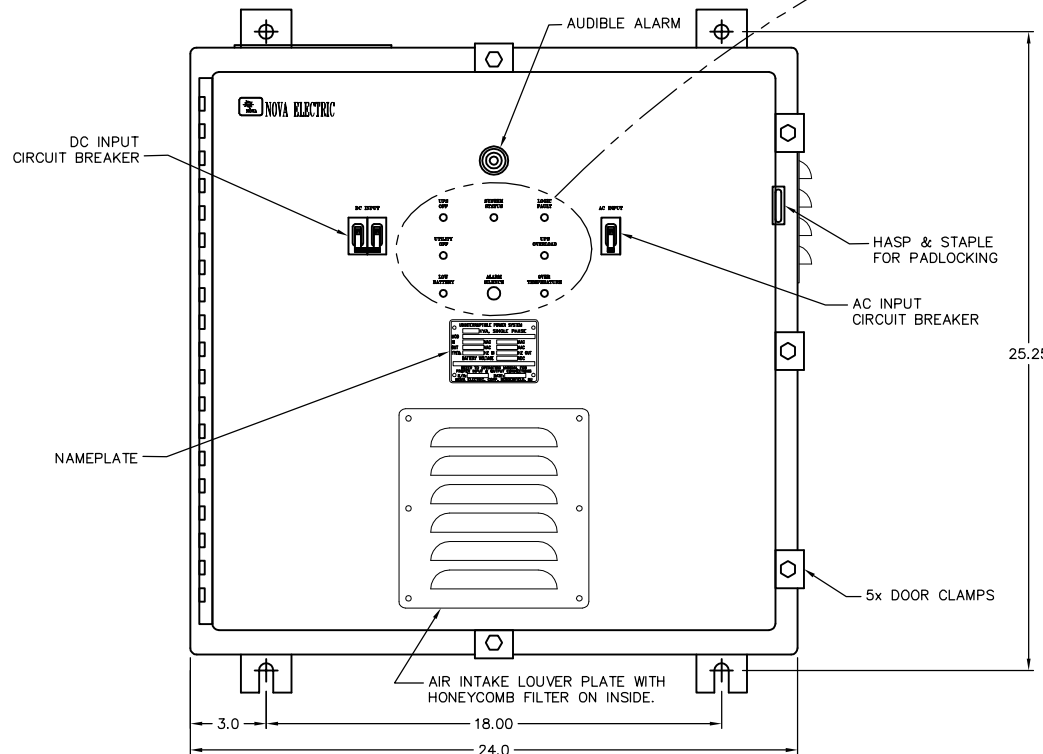
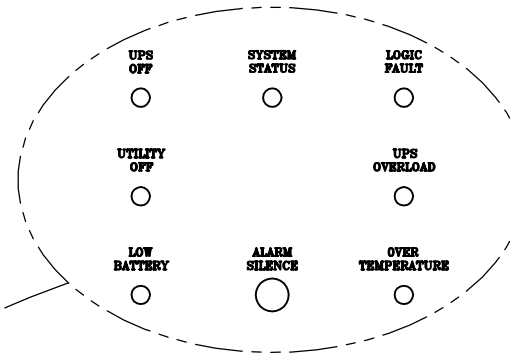
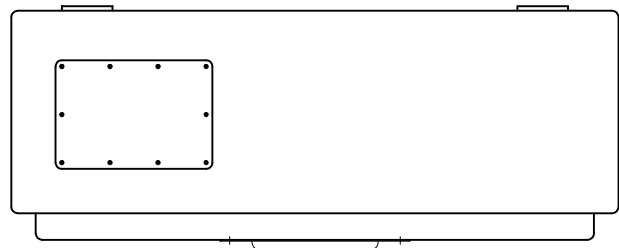


REVISIONS				
LTR	DESCRIPTION	BY	APR	DATE
-	-	-	-	-
-	-	-	-	-



NOTES:

1. ALL DIMENSIONS ARE IN INCHES, UNLESS OTHERWISE SPECIFIED.
2. ALL UNDIMENSIONED PICTORIAL CONFIGURATIONS ARE FOR REFERENCE ONLY.
3. FRONT AND TOP MARKINGS FOR REFERENCE ONLY.
4. PRIME & PAINT CABINET OUTSIDE ONLY - ANSI #61 GRAY SEMI-GLOSS.
5. FRONT PANEL SILK-SCREEN IN COLOR: BLACK EPOXY INK.
6. SHOCKS OR VIBRATION MOUNTS OPTIONAL.
7. FLOOR MOUNTS LEGS OPTIONAL.
8. NEMA 4X PROTECTION OPTIONAL.

THIS DRAWING IN DESIGN AND DETAIL IS NOVA ELECTRIC PROPERTY AND MUST NOT BE USED EXCEPT IN CONNECTION WITH OUR WORK. ALL RIGHTS OF DESIGN OR INVENTION ARE RESERVED.		THIRD ANGLE PROJECTION 		NOVA ELECTRIC A DIV. OF TECHNOLOGY DYNAMICS INC. 100 SCHOOL STREET BERGENFIELD, N.J. 07621-2915	
TOLERANCES UNLESS OTHERWISE SPECIFIED .XX = ± .02 .XXX = ± .005 ANGLE = ± 1/2° UNLESS OTHERWISE NOTED		CHECKED BT 9/26/11		DATE 9/26/11	
DIMENSIONS IN INCHES UNLESS OTHERWISE NOTED		APPROVED AL 9/26/11		DATE 9/26/11	
WWW.NOVAELECTRIC.COM		DO NOT SCALE		SIZE C	
OUTLINE DRAWING GHSL11-SERIES 1-2 KVA UPS				9981044	
CAGE: 29019				SHEET: 1 of 1	