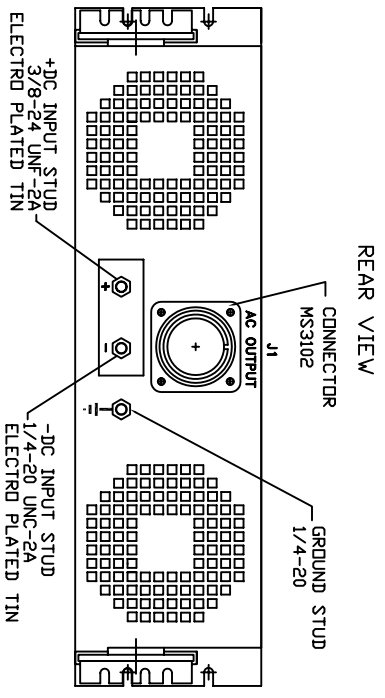
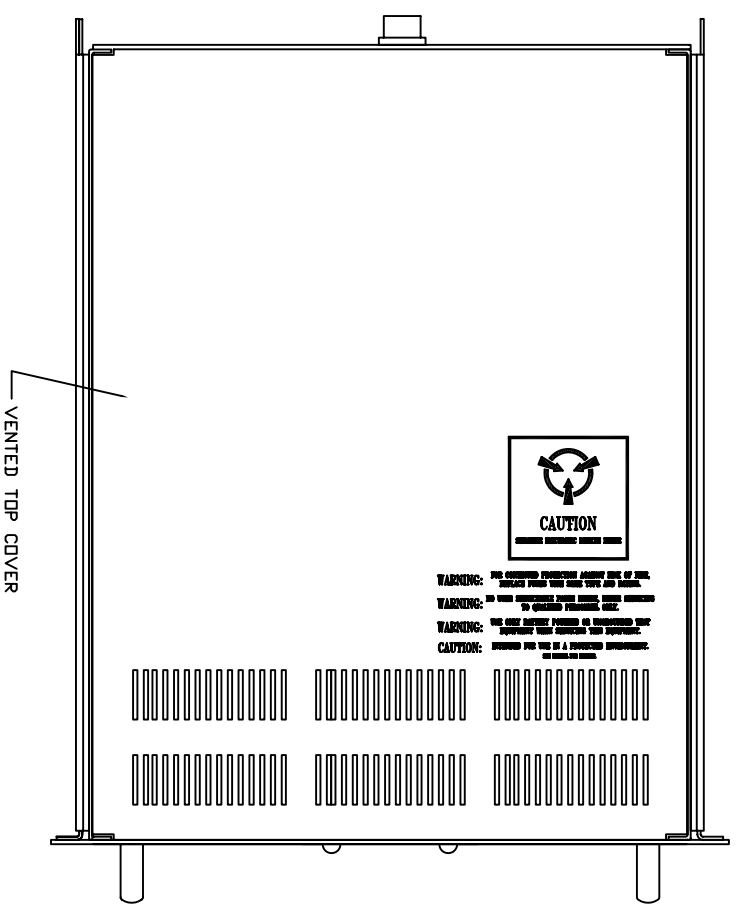
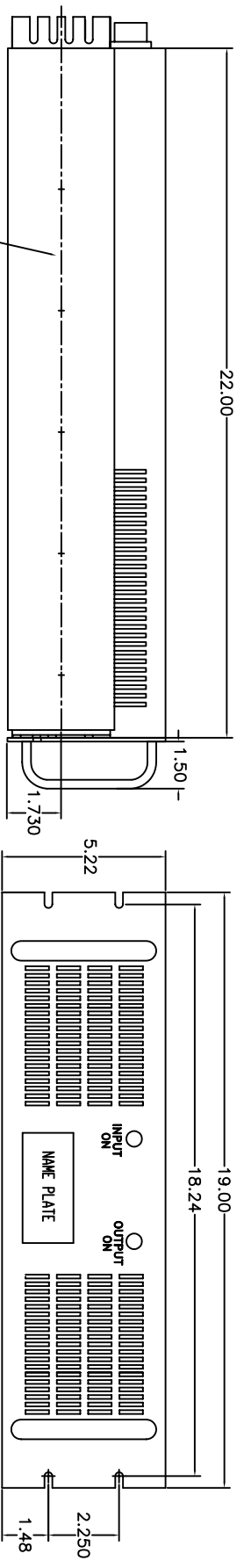


REVISIONS		BY	APP	DATE
SYM	DESCRIPTION			



- NOTES:
1. ALL DIMENSIONS ARE IN INCHES.
 2. EXTERIOR COLOR ANSI #61 GRAY SEMI-GLOSS.

UNLESS OTHERWISE SPECIFIED, DIMENSIONS ARE IN INCHES. FRACTIONS DECIMALS ANGLES		THIS DRAWING CONTAINS PROPRIETARY INFORMATION AND IS NOT TO BE REPRODUCED OR TRANSMITTED IN ANY FORM OR BY ANY MEANS, ELECTRONIC OR MECHANICAL, WITHOUT THE PERMISSION OF NOVA ELECTRIC.		NOVA ELECTRIC, Inc. A 100 SCHOOL STREET BERKELEYFIELD, N.J. 07821-2915	
DATE	12/08/03	DATE	12/08/03	TITLE	GL SERIES 5-6 KVA INVERTER OUTLINE DWG
APPROVED	12/08/03	DATE	12/08/03	SIZE	D
SCALE	1/1	QAC	28019	REV.	-
HTTP://WWW.NOVAELECTRIC.COM					